

Revenue, broken down by:

1. Month
2. Room type
3. Source of business
4. State
5. Room Number
6. Market Segment
7. Rate Plan
8. Travel Agent
9. Guest

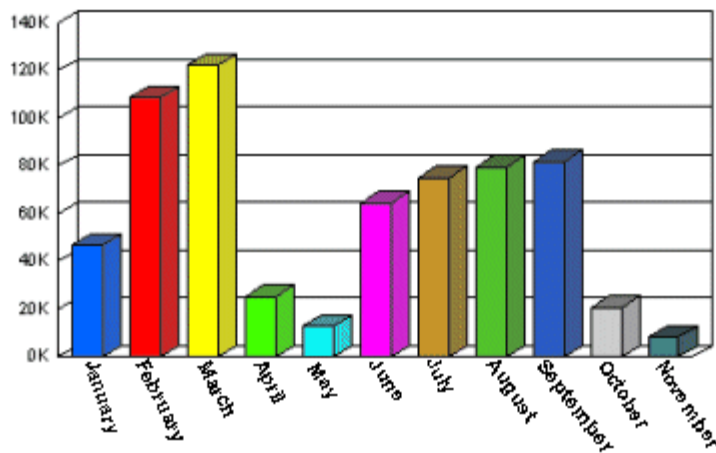
## Monthly Breakdown

Year - 2001



<u>Month</u>	<u>Avg. Rate</u>	<u>Occ Ct</u>	<u>Room Revenue</u>	<u>Occ %</u>
January	\$225.51	207	\$46,680.50	31.80 %
February	\$242.09	449	\$108,698.00	76.36 %
March	\$239.23	511	\$122,244.25	78.49 %
April	\$179.66	140	\$25,152.75	22.22 %
May	\$117.60	109	\$12,818.75	16.74 %
June	\$166.85	386	\$64,405.55	61.27 %
July	\$181.49	413	\$74,956.50	63.44 %
August	\$182.15	437	\$79,598.75	67.13 %
September	\$183.79	445	\$81,788.25	70.63 %
October	\$128.68	160	\$20,589.50	24.58 %
November	\$178.54	46	\$8,213.00	7.30 %
<b>Totals</b>	<b>\$195.32</b>	<b>3,303</b>	<b>\$645,145.80</b>	<b>43.09 %</b>

### Room Revenue By Month



# Room Type Statistics

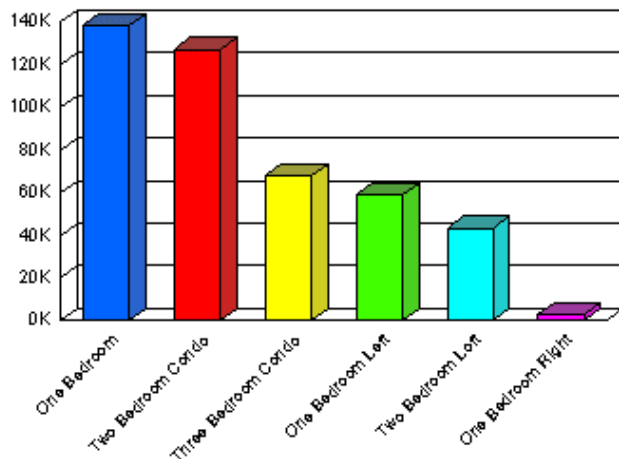
Beg Date: 1/1/2002

End Date: 3/1/2002

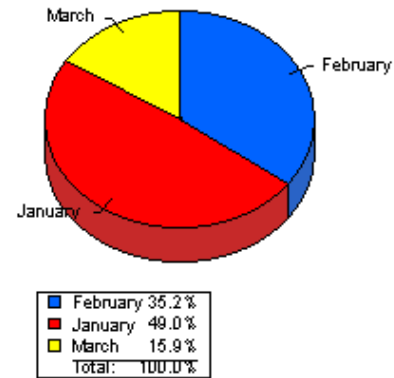


Room Revenue: \$ 438,912.03      Avg Rate: \$172.12  
 Occupied Count: 2550      Occupancy %: 78.9%

### Top Room Types



### Revenue by Month




<a href="#">Room Type Description (Click for Details)</a>	Room Revenue	Occupied Ct	Avg Rate
<a href="#">One Bedroom</a>	\$138,520.43	433	\$319.91
<a href="#">Two Bedroom Condo</a>	\$127,240.53	82	\$1,551.71
<a href="#">Three Bedroom Condo</a>	\$68,124.83	9	\$7,569.43
<a href="#">One Bedroom Left</a>	\$59,012.49	43	\$1,372.38
<a href="#">Two Bedroom Left</a>	\$43,373.75	22	\$1,971.53
<a href="#">One Bedroom Right</a>	\$2,640.00	30	\$88.00
<b>Grand Totals</b>	<b>\$438,912.03</b>	<b>619</b>	<b>\$709.07</b>

# Revenue by Source of Business

Sorted by Source of Business

Report Date and Time: Tuesday, Apr. 13, 1998, 10:14 AM

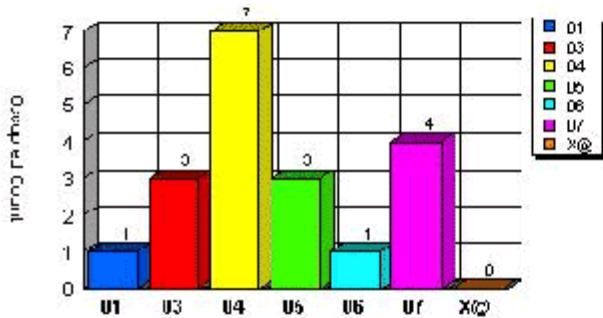
Drill Down Available



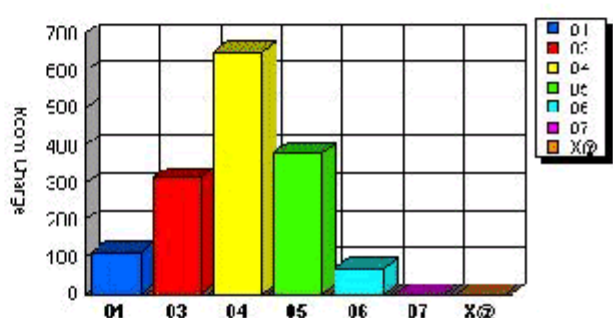
Starting Arrival Date: February 28, 1998

Ending Arrival Date: February 28, 1998

Occupied Count per Source of Business



Room Charge per Source of Business



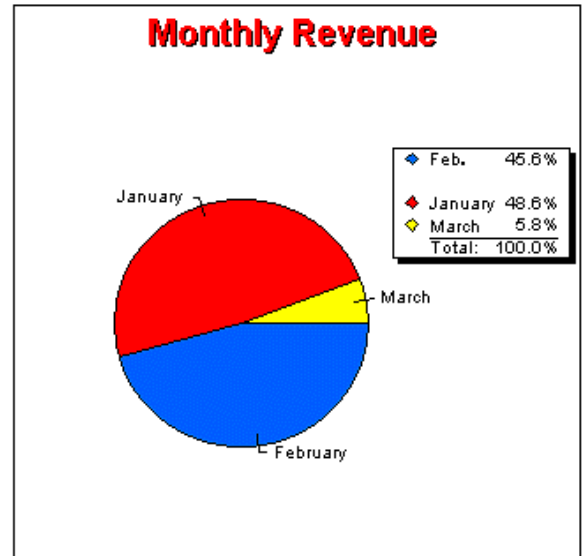
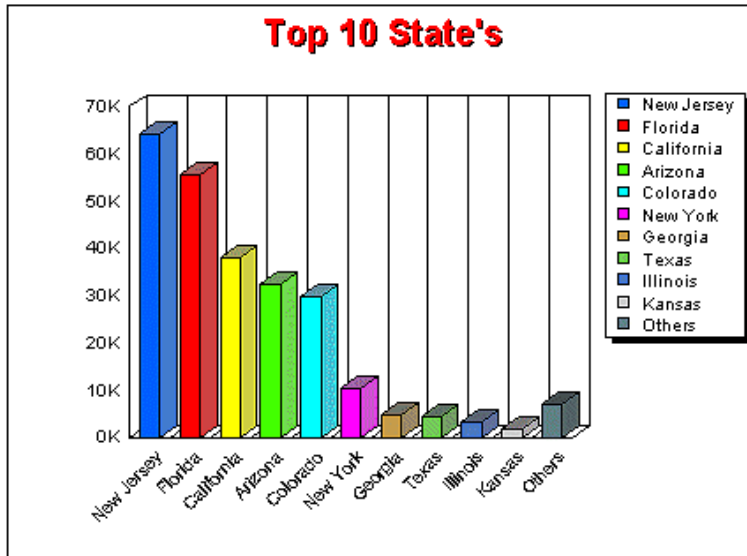
	Occupied Count	Room Charge	Total Charge	Average Daily Rate
Sub-Totals for: 01 Returning Guest	1	112.50	240.38	112.50
Sub-Totals for: 03 Denver Post	3	314.00	485.98	104.67
Sub-Totals for: 04 Word-of-Mouth	7	650.00	1615.19	92.86
Sub-Totals for: 05 Walk-In	3	378.50	524.84	126.17
Sub-Totals for: 06 Chamber of Comm.	1	70.00	74.90	70.00
Sub-Totals for: 07 Ski Magazine	1	95.00	105.40	95.00
Sub-Totals for: 08 Outdoor Magazine	2	190.00	525.00	95.00
<b>TOTALS:</b>	<b>19</b>	<b>1810.00</b>	<b>3571.69</b>	<b>99.46</b>

# State Statistics

Beg Date: 1/1/2002  
End Date: 3/1/2002



Room Revenue: \$ 252,817.95    Avg Rate: \$ 202.25  
Occupied Count: 1250    Occupancy %: 67%



[State Description](#)    [Click for Details](#)


State Description	Room Revenue	Occupied Ct	Avg Rate
<a href="#">New Jersey</a>	\$64,351.25	7	\$9,193.04
<a href="#">Florida</a>	\$55,781.49	8	\$6,972.69
<a href="#">California</a>	\$38,186.59	76	\$502.46
<a href="#">Arizona</a>	\$32,434.50	4	\$8,108.63
<a href="#">Colorado</a>	\$29,717.50	42	\$707.56
<a href="#">New York</a>	\$10,551.07	18	\$586.17
<a href="#">Georgia</a>	\$4,725.00	6	\$787.50
<a href="#">Texas</a>	\$4,477.00	6	\$746.17
<a href="#">Illinois</a>	\$3,429.00	7	\$489.86
<a href="#">Kansas</a>	\$1,945.55	3	\$648.52
<a href="#">North Carolina</a>	\$1,784.00	11	\$162.18
<a href="#">Iowa</a>	\$1,445.00	13	\$111.15
<a href="#">Washington</a>	\$847.00	8	\$105.88
<a href="#">Ohio</a>	\$825.00	8	\$103.13
<a href="#">Massachusetts</a>	\$792.00	16	\$49.50
<a href="#">Pennsylvania</a>	\$395.00	7	\$56.43
<a href="#">Wisconsin</a>	\$395.00	7	\$56.43
<a href="#">Virginia</a>	\$200.00	2	\$100.00

# Revenue by Room Number

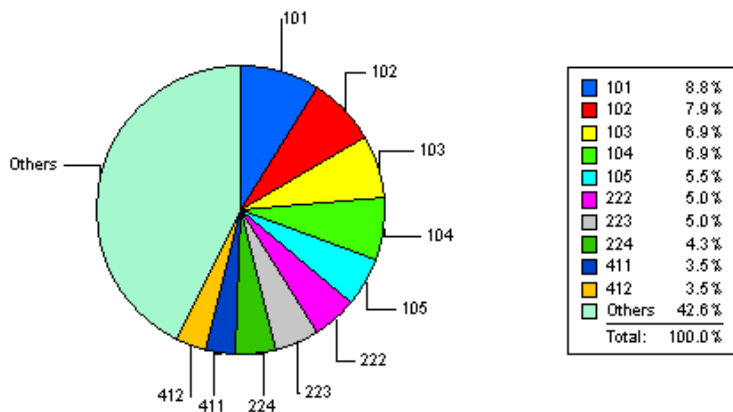
Sorted by Room Number

Drill Down Available

Statistic Date Range Chosen: 1/1/2003 - 2/28/2003



## Revenue by Room Number



Room Number	2/28/2003			Month To Date			Year To Date		
	Revenue	Nts	ADR	Revenue	Nts	ADR	Revenue	Nts	ADR
101	84.00	1	84.00	1333.00	16	83.31	2456.00	29	84.69
102	84.00	1	84.00	1333.00	16	83.31	2217.00	26	85.27
103	110.00	1	110.00	1460.00	16	91.25	1944.00	22	88.36
104	84.00	1	84.00	1575.00	18	87.50	1939.00	22	88.14
105	84.00	1	84.00	1048.00	13	80.62	1532.00	19	80.63
222	94.50	1	94.50	919.00	11	83.55	1403.00	17	82.53
223	94.50	1	94.50	919.00	11	83.55	1403.00	17	82.53
224	105.00	1	105.00	1050.00	12	87.50	1214.00	14	86.71
411	0.00	0	0.00	640.00	8	80.00	968.00	12	80.67
412	0.00	0	0.00	640.00	8	80.00	968.00	12	80.67
<b>LEADER</b>	<b>785.00</b>	<b>11</b>	<b>71.36</b>	<b>8222.00</b>	<b>112</b>	<b>73.41</b>	<b>11928.50</b>	<b>161</b>	<b>74.09</b>
<b>Total Room Revenue</b>	<b>1,525.00</b>	<b>19</b>	<b>80.26</b>	<b>19,139.00</b>	<b>241</b>	<b>79.41</b>	<b>27,972.50</b>	<b>351</b>	<b>79.69</b>
<b>Occupancy</b>		<b>80.11%</b>			<b>78.58%</b>			<b>75.75%</b>	

# Revenue by Market Segment

Sorted by Market Code

Drill Down Available

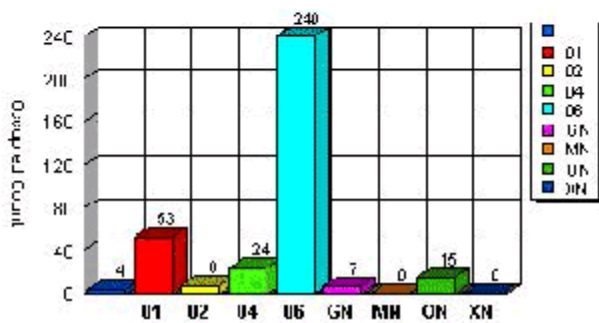
Report Date & Time: Thursday, April 8, 1998, 1:03 PM

Last Modified: March 3, 1999, 6:53 PM

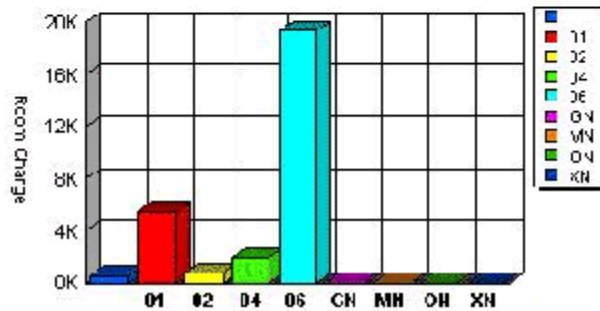
Starting Arrival Date Selected: January 1, 1998

Ending Arrival Date Selected: March 1, 1998

Occupied Count per Market Code



Room Charge per Market Code



	Occupied Count	Room Charge	Total Charge	Average Daily Rate
Sub-Totals for Market Code: Market Code Validation	4	525.00	557.46	131.25
Sub-Totals for Market Code: 01 F.I.T. Transient	53	5435.50	8189.11	102.56
Sub-Totals for Market Code: 02 Corporate Transient	8	740.00	818.04	92.50
Sub-Totals for Market Code: 04 Corporate Group	24	1920.00	2155.56	80.00
Sub-Totals for Market Code: 06 Association Group	240	19352.00	7990.64	80.63
Sub-Totals for Market Code: GN Guest of Owner	7	0.00	0.00	0.00
Sub-Totals for Market Code: MN Multiple Folio	11	0.00	0.00	0.00
Sub-Totals for Market Code: ON Owner Use	15	0.00	0.00	0.00
Sub-Totals for Market Code: XN Maintenance Nights	7	0.00	0.00	0.00
<b>Grand Totals:</b>	<b>351</b>	<b>27,927.50</b>	<b>12,290.85</b>	<b>79.69</b>


Up to 9,999 market codes may be defined. Statistical Totals are tracked for each.

# Revenue by Rate Plan

Sorted by Rate Plan

Drill Down Available

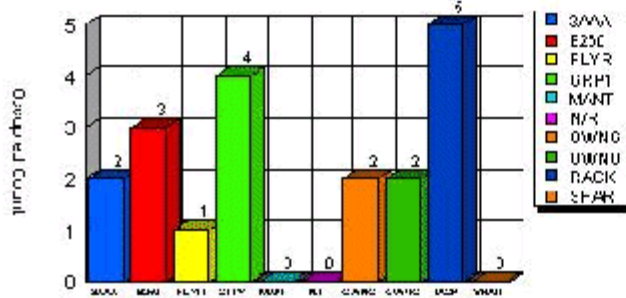
Report Date & Time: Tuesday, Apr. 13, 1998, 10:47 AM



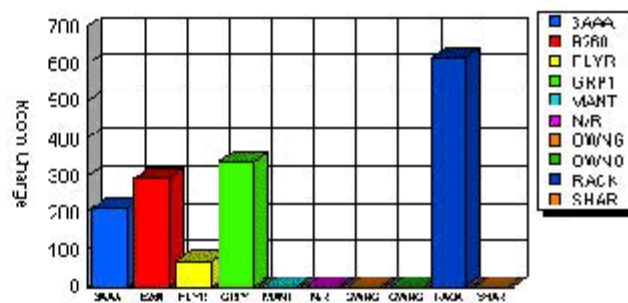
Starting Arrival Date Selected: February 28, 1998

Ending Arrival Date Selected: February 28, 1998

Occupied Count per Rate Plan



Room Charge per Rate Plan




	Occupied Count	Room Charge	Total Charge	Average Daily Rate
Sub-Totals for Rate Plan: 3AAA - AAA Rate	2	211.50	496.31	105.75
Sub-Totals for Rate Plan: B260 - Original Golf Package	3	292.50	872.51	97.50
Sub-Totals for Rate Plan: FLYR - Frequent Flyer	1	70.00	74.90	70.00
Sub-Totals for Rate Plan: GRP1 - 20% Group Discount	4	336.00	839.52	84.00
Sub-Totals for Rate Plan: MANT - Maintenance Rooms	0	0.00	0.00	0.00
Sub-Totals for Rate Plan: N/R	0	0.00	0.00	0.00
Sub-Totals for Rate Plan: OWNG - Guest of Owner	2	0.00	0.00	0.00
Sub-Totals for Rate Plan: OWNO - Owners	2	0.00	0.00	0.00
Sub-Totals for Rate Plan: RACK - Rack Rates	5	615.00	658.05	123.00
<b>TOTALS:</b>	<b>19</b>	<b>1525.00</b>	<b>2941.29</b>	<b>80.26</b>

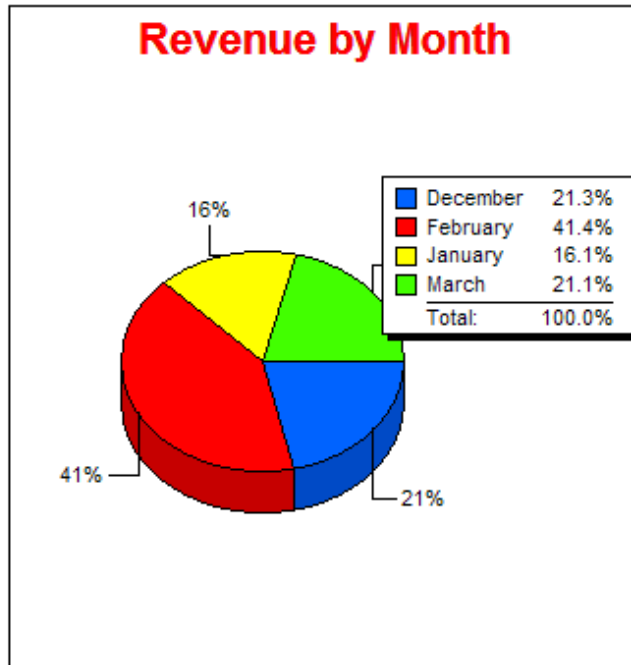
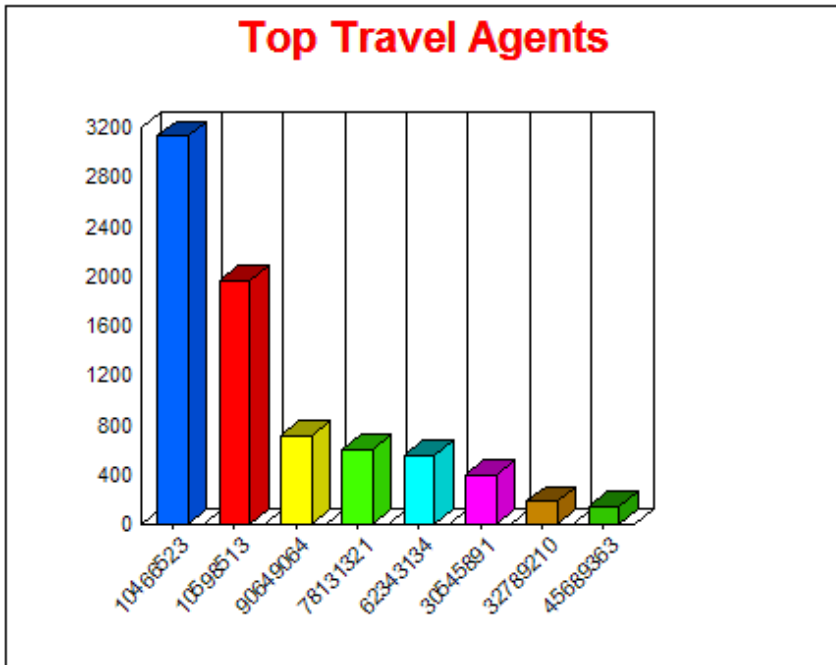


# Travel Agent Analysis

Begin Date: 11/14/1994  
 End Date: 11/14/2003



Room Revenue: \$ 7,685.00      Avg. Rate: \$ 83.53  
 Occupied Count: 92      Occupancy % : 0%



<u>Travel Agent Name &amp; IATA Number</u>	<u>Room Revenue</u>	<u>Occupied Ct</u>	<u>Avg Rate</u>
<a href="#">10466523-Big Apple Travel Serv.</a>	\$3,134.00	32	\$97.94
<a href="#">10598513-Get U There</a>	\$1,968.00	24	\$82.00
<a href="#">90649064-New England Travel</a>	\$710.00	7	\$101.43
<a href="#">78131321-Y U Go Travel</a>	\$600.00	6	\$100.00
<a href="#">62343134-Aladdin Travel</a>	\$558.00	12	\$46.50
<a href="#">30545891-Bon Voyage Travel</a>	\$395.00	7	\$56.43
<a href="#">32789210-Where U B</a>	\$180.00	2	\$90.00
<a href="#">45689363-Tina's Travels</a>	\$140.00	2	\$70.00
<b>Grand Totals</b>	<b>\$7,685.00</b>	<b>92</b>	<b>\$83.53</b>

## Top 10 Guests based on Number of Nights

*Top 10 Guests by Total Nights Stayed on Property  
Sorted by Total Nights*



<u>Guest Name</u>	<u>Guest#</u>	<u>Freq</u>	<u>Nts</u>	<u>Mkt Cd</u>	<u>Src Bus</u>	<u>Rate Plan</u>	<u>State</u>	<u>Phone Number</u>	<u>E MailAddress</u>
O'Donnell/Rosie	26	3	9	P	01	B250	WA	509-489-1234	rosie@listentome.com
Crystal/Billy	27	2	7	P	01	3AAA	UT	914-562-9824	
Hamm/Mia	3	2	7	01	01	3AAA	NC	312-456-8526	bill@resortdata.com
O'Neil/Shaquille	40	1	7	01	01	3AAA	CA	914-743-0064	
Buffalo/Ralphie	37	1	6	01	01	B260	CO	303-336-1056	
Neuheisel/Rick	38	3	6	02	01	RAC	CO	303-749-1564	
Pfeiffer/Michelle	25	2	6	01	01	COM	CA	609-793-1594	
The Monkees 02-24-9	48	1	6	06	04	N/R1			
Anderson/Harry	12	1	5	01	03	RAC	GA	615-230-0058	
Burnett/Carol	16	2	5	P	01	RAC	NY	914-520-1234	cburnett@redheadinc.com

**Number of Guests in Guest History: 92**